



NAMIBIA COVID-19 SITUATION REPORT NO. 791

Outbreak Name	COVID-19 outbreak	Country affected	Namibia
Date & Time	19.05.2022 17h00	Investigation start Date	13 March 2020
Prepared by	Surveillance Team		

HIGHLIGHTS/SITUATION UPDATE (19/05/2022)

CUMULATIVE

Tested 1 026 035

Confirmed 161 501

Active 2 461

Recovered 157 549

Vaccinated

1st doses 484 129 2nd doses 272 441 Booster doses 62 074

Deaths 4 031

TOTAL TODAY

Tested 2 461

Confirmed 310

Active 2 461

Recovered 47

Vaccinated

1st doses 763 2nd doses 307 Booster doses 661

Deaths 0

- A total of **161 501** cases have been recorded to-date, representing **6%** of the total population (**2 550 226**).
- More female cases **85 845 (53%)** have been recorded.
- Of the total confirmed cases, **5 498 (3%)** are Health Workers, with **13** new confirmation today.
 - 4 629 (84.4%) State; 860 (15.4%) Private, 9 (0.1%) Non-Governmental Organizations.
 - 5 381 (100%) recoveries and 25 (0.5%) deaths.
- The recovery rate now stands at **98%**.
- Khomas and Erongo regions reported the highest number of cases with **53 276 (33%)** and **23 058 (14%)** respectively.
- Of the total fatalities **3 694 (92%)** are COVID-19 deaths while **337 (8%)** are COVID-19 related deaths.
- The case fatality rate now stands at **2.5%**.

Table 1: Distribution of confirmed COVID-19 cases by region, 19 May 2022

Region	New cases	New re-infections	Cummulative re-infections	Cummulative New cases	Active cases	Recoveries	Cumulative Deaths	Cumulative deaths with co-morbidities	Non-COVID deaths	Health Workers
Erongo	18	4	386	23 058	162	22 851	426	353	5	505
Hardap	44	1	99	8 603	196	8 241	265	168	0	182
Karas	44	4	243	10 207	216	10 073	161	138	0	303
Kavango East	22	0	53	6 444	79	6 188	228	132	2	292
Kavango West	0	0	4	842	0	823	23	21	0	48
Khomas	78	28	1 191	53 276	1 314	52 249	903	705	1	1 909
Kunene	5	2	59	5 085	63	4 927	154	108	0	156
Ohangwena	11	1	44	6 125	56	5 903	208	126	2	223
Omaheke	14	1	62	5 241	23	4 988	291	205	1	143
Omusati	3	0	42	7 609	10	7 297	344	211	0	267
Oshana	2	0	95	10 668	25	10 341	396	244	1	609
Oshikoto	5	0	61	8 013	25	7 837	210	160	2	368
Otjozondjupa	59	3	190	12734	282	12 354	287	196	1	364
Zambezi	5	0	26	3 596	10	3 477	135	77	0	129
Total	310	44	2 555	161 501	2 461	157 549	4 031	2 844	15	5 498

EPIDEMIOLOGICAL SITUATION IN NAMIBA

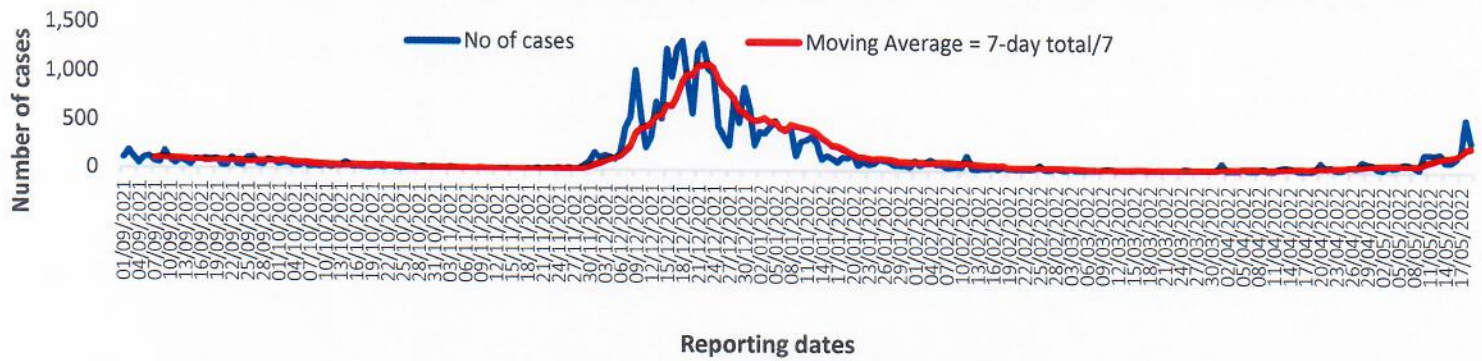
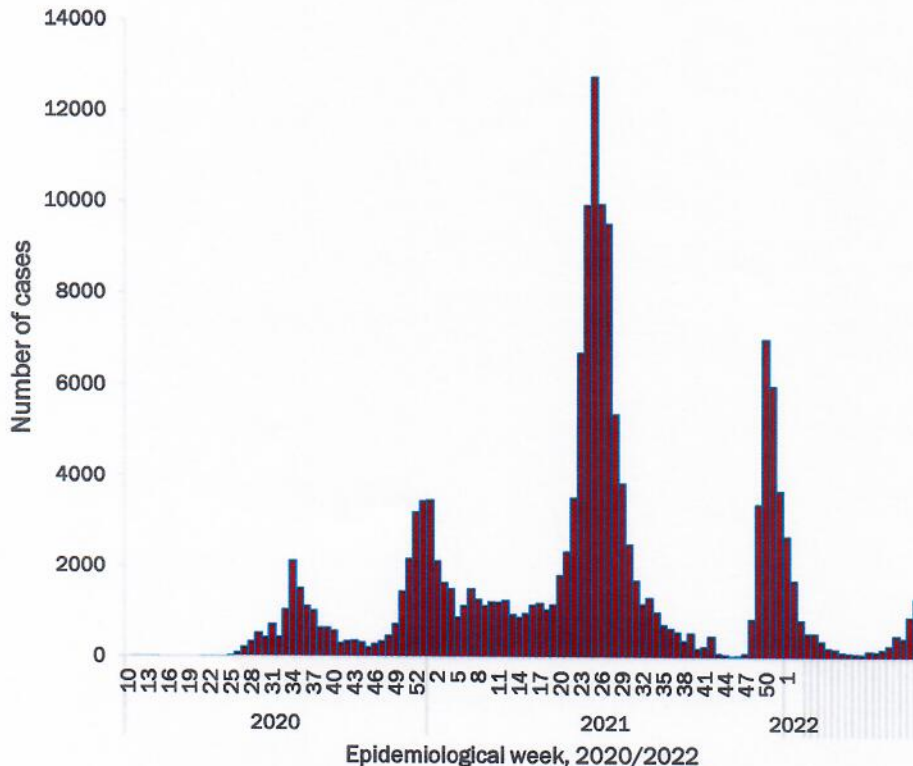


Figure 2: The 7 days moving average line chart for confirmed COVID-19 cases, 18 May 2022



- The highest peak of **12 787 (8%)** cases was recorded during week 25 of 2021 (Figure 3).
- The country has started seeing a gradual reduction in the average number of confirmed cases from 1424 to 29 from epi-week 26 to 40 of 2021.
- Another peak of **7005** cases was recorded in week 50 of 2021.
- The number of cases have started increasing again in the last three weeks as seen on the graph.

- The National Call Center continues operations for 24 hours daily.
- Today (19/05/2022), **382** calls were answered.

Table 4: Number of people in quarantine 19 May 2022

Region	Newly quarantined 24 hours	Cumulative number	Number discharged	Number in quarantine now
Erongo	0	7 413	7 388	25
Hardap	0	3 269	3 263	6
Kavango (East and West)	0	1 686	1 686	0
Khomas	0	3 775	3 767	8
Kharas	0	10 000	10 000	0
Kunene	0	6 655	6 617	38
Ohangwena	0	924	924	0
Omaheke	0	20 963	20 693	270
Omusati	0	4 007	4 007	0
Oshana	0	400	400	0
Oshikoto	32	28 571	28 475	96
Otjozondjupa	0	1 932	1 932	0
Zambezi	0	2 211	2 202	9
Total	32	91 781	91 340	452

- Since March 2020, **91 781** people have been placed into quarantine around the country.
- A total of **452** people are currently in quarantine, with **32** new admissions.

**Table 3: COVID-19 specimen recorded at the Laboratories
19 May 2022**

VARIABLES	TOTAL
Total samples received by the Laboratory	1 026 005
Total samples tested	1 007 051
Total samples re-tested	18 837
Total positive results	161 501
Total negative results	845 448
Total samples discarded	117
Invalid results	0
Total pending results	0
Indeterminant/Inconclusive	102
Suspected cases in 24 hours (excluding re-tests)	1 638

- Of the total confirmed cases, **97 121 (60%)** are in the 20-49 years age-brackets which constitutes the majority of the recorded cases.
- A total of **25 800 (16%)** of the confirmed cases are among the 5-19 years category.
- A total of **18 567 (12%)** of the confirmed cases are among the 50 - 59 years group.
- The under 5 years age group make up **3 541 (2%)** of the total cases whereas, **16 472 (10%)** are above 60 years of age.

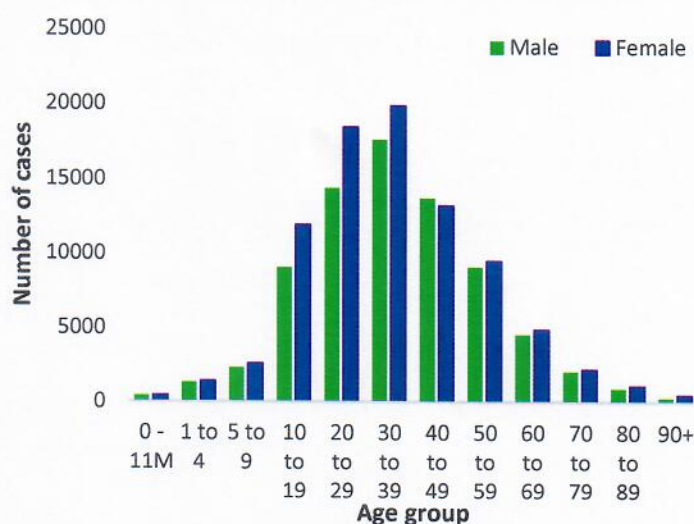


Figure 1: Age and Sex distribution of COVID-19 confirmed cases, 19 May 2022

Table 2: The current distribution for hospitalization of confirmed cases by region, 19 May 2022

Region	Hospitalized confirmed cases		Vaccinated		Intensive Care Unit		Vaccinated	
	Current	Previous	1 st dose	2 nd dose	Current	Previous	1 st dose	2 nd dose
Erongo	7	6	0	1	1	1	0	0
Hardap	10	9	0	0	0	0	0	0
ǀKaras	2	2	0	0	0	0	0	0
Kavango East	3	3	1	0	0	0	0	0
Kavango West	0	0	0	0	0	0	0	0
Khomas	42	25	0	9	5	4	0	0
Kunene	17	12	0	0	0	0	0	0
Ohangwena	0	0	0	0	0	0	0	0
Omaheke	0	0	0	0	0	0	0	0
Omusati	1	1	0	0	0	0	0	0
Oshana	0	1	0	0	0	0	0	0
Oshikoto	0	0	0	0	0	0	0	0
Otjozondjupa	1	11	0	0	0	0	0	0
Zambezi	3	3	0	0	0	0	0	0
Total	86	73	0	10	6	5	0	0

- The laboratory testing capacity has been enhanced; with a total of twenty-three (23) laboratories carrying out the testing of samples: NIP, Path-Care, UNAM Molecular, Central Veterinary Laboratory, Namib Poultry, NAMDEB, NamPath, Namibia Central Pathology, DiagnoLab, High Care, Alpha Medical Laboratory, NCP, Maerua MC, Des-Jo Medical Test Centre, ProQuest Diagnostic Laboratory, MAXI, Medlink Laboratory Services, Biotech Medical, Covisure, Star Care, Soweto Medical Center, Hosea Kutako International Airport & Oshana Med Laboratory .
- To date, **1 026 035** tests (including **18 837** re-tests) have been conducted by authorized laboratories.
- Since the beginning of the outbreak, **172 584** contacts of confirmed cases have been identified, **722** contacts were identified within the last 24 hours from **12** regions.
- Cumulatively, **169 529** contacts have completed their monitoring period, while **299** contacts are lost to follow-up and a total of **28 867 (18%)** contacts of confirmed cases have tested positive.
- Today, **986 (68%)** out of **1 456** contacts were monitored.

Table 6: Summary of COVID-19 vaccine 3rd doses administered, 19 May 2022

Region	Cumulative no. of persons vaccinated			
	Sinopharm	AstraZeneca	Pfizer	Booster Doses J&J
Erongo	2 063	995	3 414	755
Hardap	3 009	833	1 186	1 133
Karas	1 362	344	458	215
Kavango East	1 097	462	593	897
Kavango West	1 132	505	672	813
Khomas	3 411	1 583	6 386	1 187
Kunene	249	736	740	1 029
Ohangwena	823	292	60	177
Omaheke	2 970	1 509	960	69
Omusati	1 818	784	612	255
Oshana	1 977	532	703	514
Oshikoto	1 410	401	298	183
Otjozondjupa	2 314	1 053	1 204	654
Zambezi	735	138	133	337
Total	26 270	10 167	17 419	8 218

Table 5: Summary of COVID-19 vaccine doses administered, 19 May 2022

Region	Cumulative no. of persons vaccinated with doses of Sinopharm, AstraZeneca, Sputnik V, Pfizer and Jassen & Johnson		Targeted Population	Vaccination Coverage (%)	Cumulative no. of Healthcare Workers vaccinated with doses of Sinopharm, AstraZeneca, Sputnik V, Pfizer and Jassen & Johnson	
	1 st dose	Fully vaccinated			1 st doses	Fully vaccinated
Erongo	42 385	38 366	161 966	24%	1 449	1 112
Hardap	28 304	25 269	69 121	37%	550	454
Karas	23 573	20 281	69 786	29%	820	497
Kavango East	37 037	31 803	105 223	30%	1 286	1 033
Kavango West	26 894	25 426	57 210	44%	441	398
Khomas	102 476	91 300	362 620	25%	4 095	3 078
Kunene	27 936	23 705	72 991	32%	695	541
Ohangwena	29 810	27 005	174 546	15%	890	718
Omaheke	23 017	21 222	53 002	40%	428	340
Omusati	28 368	25 247	179 370	14%	1 024	804
Oshana	24 365	22 158	143 395	15%	1 649	1 355
Oshikoto	23 953	22 665	144 912	16%	894	782
Otjozondjupa	35 138	31 780	112 119	28%	926	681
Zambezi	9 911	9 206	73 010	13%	711	668
Total	463 167	415 433	1 779 271	23%	15 858	12 461

PUBLIC HEALTH ACTION (S)

- The COVID-19 vaccination programme is ongoing throughout the country.
- The public is encouraged to continue adhering to COVID-19 preventative measures as the situation is being observed.
- The government and development partners continue to prioritize the continuation of essential health services.


CHALLENGES

Slow vaccine uptake among members of the public, and circulation of anti-vaccination information.

RECOMMENDATIONS

Encourage the public to get vaccinated and strengthen community health awareness to counteract anti-vaccination information in circulation.

APPROVED



INCIDENT MANAGER
19 MAY 2022



SECRETARIAT

For enquiries, please contact

Namibia Public Health Emergency Operations Centre;



PHEOC@mhss.gov.na



0800 100 100



0851 100 100